


BLOCK NAME: A FEW OF MY FAVORITE THINGS.  
 Pattern Instructions by Donna Schoustra 708-394-5107  
 donnaschoustra@yahoo.com



UNFINISHED SIZE: 10-1/2" X 10-1/2" FINISHED: 10" X 10"

FABRICS

BLOCK PIECES: FOUR DIFFERENT FABRICS EACH FEATURING SOMETHING SPECIAL TO YOU.  
 SASHING: SOLID BLACK, DARK BLACK PRINT OR BLACK TONE-ON-TONE. (NO BLACK AND WHITE PRINTS OR GREY)  
 IF YOU ARE MAKING MULTIPLE BLOCKS PLEASE USE DIFFERENT FABRICS FOR EACH BLOCK.


CUTTING

FROM EACH OF THE FOUR FAVORITES FABRICS CUT A 4-1/2" X 4-1/2" SQUARE. YOU MAY WANT TO FUSSY CUT TO FEATURE A PARTICULAR ITEM OR MOTIF IN THE FABRIC.


FROM THE BLACK FABRIC CUT ONE 2-1/2" X 8-1/2" PIECE AND ONE 2-1/2" X 10-1/2" PIECE.

ASSEMBLY


SEW THE FOUR FABRICS TOGETHER FOUR-PATCH STYLE.



SEW THE 2-1/2" X 8-1/2" SASHING PIECE ON ANY ONE OF THE SIDES.



SEW THE 2-1/2" X 10-1/2" SASHING PIECE ON ANY ONE OF THE TWO ADJACENT SIDES.



THAT'S IT. YOU'RE DONE. IF YOU WIN THESE BLOCKS YOU WILL NEED TO CUT EXTRA SASHING FOR SOME OF THE BLOCK ON THE OUTSIDES. IF YOU LIKE YOU MAY STITCH OR WRITE IN PERMANENT INK YOUR NAME ON YOUR BLOCK(S)

SEE BELOW FOR A POSSIBLE BLOCK SET FOR THIS QUILT. BUT YOU CAN HAVE FUN FLIPPING AND FLOPPING THESE BLOCKS UNTIL YOU GET SOMETHING YOU LIKE.

