



# BALKAN PUZZLE

This makes a 12" block!




Please abide by the [Terms and Conditions of use!](#) :o)

## \*\* Preparing the Pieces \*\*



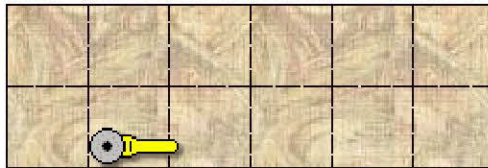
Start by marking and cutting the Color 4 7" x 13" rectangle into four 3-1/2" x 6-1/2" rectangles...



Then mark and cut the Color 1 7" x 13" rectangle into four 3-1/2" x 6-1/2" rectangles...



Now cut the Color 3 3-1/2" x 14" strip into four 3-1/2" squares...



And cut the Color 2 7" x 21" strip into twelve 3-1/2" squares...now...

## \*\* Let's Get to the Sewing\*\*


To make the first unit, stack a Color 2 square right sides together atop the left end of a Color 4 rectangle with edges aligned. Lightly mark the diagonal on the back of the Color 2 square, and sew ON this line. Trim off excess seam allowance; press the remainder towards the center, then sew a Color 3 square to the other end in the same manner, referring to the diagram at left for placement and direction. Make four of these...on to [Page 2!](#)




# Balkan Puzzle - Page 2




To make the second unit, sew a Color 2 square to the left end of a Color 1 rectangle in the same way as in the previous step. Then sew another Color 2 square to the right end, sewing in the same direction this time. Make four of these...



Then piece the block by first sewing together four pairs of unit 1/ unit 2 combos and then joining the new units. Be sure to alternate pressing directions as you go!



I show a couple of layout choices here, the first, with blocks just added on straight, the second, with alternate blocks made with reversed units, that is, with the four 2 unit squares sewn together in a different arrangement... :o)



Happy Quilting!!

Marcia :o)

Page 1

Here's one that Sue made!

and Vicky's! Marie's!

## **\*\* Supplies List \*\***



Color 1 Color 1 needs: one 7" x 13" strip



Color 2 Color 2 needs: one 7" x 21" strip



Color 3 Color 3 needs: one 3-1/2" x 14" strip



Color 4 Color 4 needs: one 7" x 13" strip

**To the Patterns or The Quilter's Cache**