


# Pieced Star

Taking a step away from my "normal" color families ...here's one for those of you who love black!

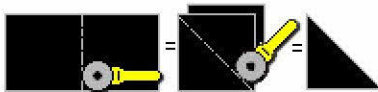
It's a 12" block!



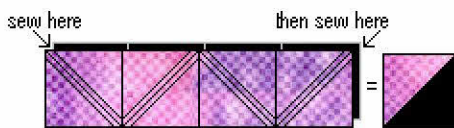
## \*\* Preparing the Pieces and Sewing the Block \*\*



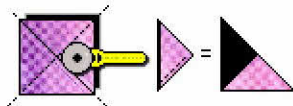
Start by cutting the Color 2 3-1/2" x 14" strip into four 3-1/2" squares...



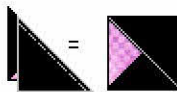
Then cut the Color 2 3-7/8" x 7-3/4" strip into two 3-7/8" squares. Stack and cut these once on the diagonal to make four half square triangles...




Now speed piece the half squares by stacking the Color 1 and Color 2 3-7/8" x 15-1/2" strips right sides together and all edges aligned. On the back of the top strip lightly mark the 3-7/8" square lines and mark the diagonals in the direction shown at left. Now sew a scant 1/4" above and below the marked diagonals, pivoting at the square lines. Cut apart ON the marked diagonals, and on the square lines. Press seam allowances towards the darker fabrics. This will give you eight half squares...



Next stack the Color 1 and Color 2 4-1/4" squares. Cut them in half on both diagonals to make four quarter square triangles of each. Sew these together in pairs using a scant 1/4" seam. Make four units like this...



Sew each quarter square triangle to a Color 2 half square triangle. Make four of these...



Now piece the block, by first making rows, and then joining the rows to make the block. Use all scant 1/4" seams throughout, and be sure to alternate pressing directions by square and by row to avoid bulky seams. :o) There ya go!


...on to Page 2!



□ Feb2000 Marcia Hohn  
Traditional Block

<http://www.quilterscache.com>

# Pieced Star - Page 2



This quilt is a simple block-to-spacer construction, with triple thin borders around the whole thing... Easy! :o)

Happy Quilting!!

Marcia :o)

Page 1

Here's Karlene's!

## \*\* Supplies List \*\*



Color 1



Color 2

Color 1 needs: one 3-7/8" x 15-1/2" strip AND one 4-1/4" square

Color 2 needs: one 3-1/2" x 14" strip AND one 3-7/8" x 7-3/4" strip AND one 3-7/8" x 15-1/2" strip AND one 4-1/4" square

To the Patterns or The Quilter's Cache



□ Feb2000 Marcia Hohn  
Traditional Block

pattern from <http://www.quilterscache.com>