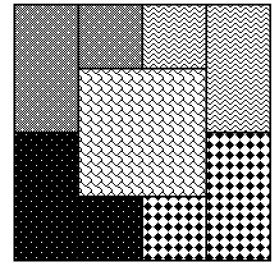


Hearthside Quintet
Design by Kathy Brown

Due January 18, 2011

Contact Elaine Ericksen 708-895-1851 or Nikki Knowles 219-764-0199



Unfinished block is 12-1/2" x 12-1/2"

Need 5 coordinating fabrics- No Batiks


Fabric 5 -One medium to large floral print.

Fabrics 1 thru 4 -Four small scale prints/tone-on-tone/mottled fabrics in 4 different colors pulled from the floral print.

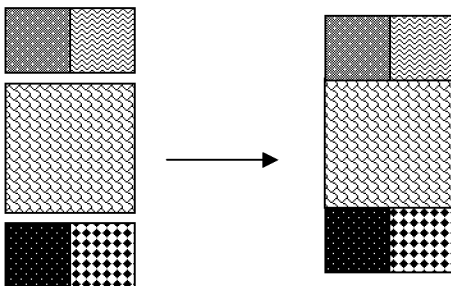
From fabric 5 (Block center) cut one 6-1/2" x 6-1/2" square.

From each of the fabrics 1 thru 4 (Block Corners) cut one 3-1/2"x10" strip, then cut one 3-1/2" square from each of the four 3-1/2"x10" strips, you will then have one 3-1/2"x 6-1/2" rectangle left of each of the four fabrics.

Lay out fabrics matching up same fabrics - one 3-1/2" square and one 3-1/2" x 6-1/2" rectangle, with the main square in the center - see diagram below.



Sew two 3-1/2" squares together and attach to the top of the 6-1/2" square and sew the other two 3-1/2" squares together and attach to the bottom of the 6-1/2" square – see diagram below.



Sew the rectangles together and attach to each side of the 6-1/2" square, matching the same fabrics together.

