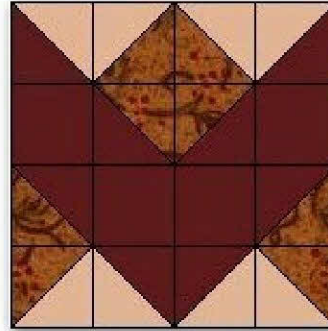




Ribbons




I adapted this one from a pattern named Ribbon, by just changing the arrangement of the colored pieces vs. background colors...it's a 12" block



Please abide by the [Terms and Conditions of use!](#) :o)

ribbons ribbons ribbons

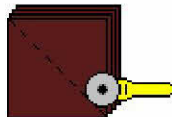
** Preparing the Pieces and Sewing the Block **




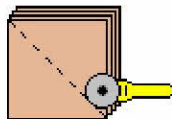
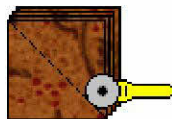
First, with a rotary cutter, mark then cut the color1 3-1/2" strip into four 3-1/2" squares...



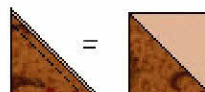
Next, stack, mark and cut all the 3-7/8" strips at one time, again using your rotary cutter...



Cut these 3-7/8" squares on the diagonal into triangles, being careful not to stretch fabrics!...now...



Using scant 1/4" seams, sew together four Color1/Color3 units. Press seams towards darker fabric



...then four Color 2 / Color 3 units...

...and four Color1 / Color 2 units, still pressing seams towards darker

fabrics...on to [Page 2!](#)



To the Patterns

or


The Quilter's Cache



◆ 1999 Marcia Hohn
Traditional Block

pattern from <http://www.quilterscache.com>

Ribbons - Page 2



Now piece all these by row in the order shown, then piece the rows, alternating directions when pressing seams.

You've Done It!!

Here's Karen's! Dessa's! Marcia's!

This month, folks, I'll be dealing with a whole different kind of ribbons!...the ones tied around pots of wildflowers at my July 3rd wedding! Country in mind and spirit, I decided to use my antique coffee pots as vases, and calicoes and small floral prints torn in strips to tie around them...matching prints will be table squares atop the tables--just fringing the edges a bit...so I can still use the fabrics later to quilt with!! We piece many things, we quilters do...on this occasion, two hearts..

See you all next month...and Happy Quilting!! Marcia :o)

Page 1

**** Supplies List ****



Color 1 Color 1 needs: one 3-1/2" x 14" strip AND one 3-7/8" x 16" strip



Color 2 Color 2 needs: one 3-7/8" x 16" strip



Color 3 Color 3 needs: one 3-7/8" x 16" strip



To the Patterns

or

The Quilter's Cache



© 1999 Marcia Holm

Traditional Block

pattern from
<http://www.quilterscache.com>